


# SF-M21/132

## 660-675W

### 210±1.5×105±1.5mm

### Cells 132



## Monocrystalline

## PERC Half-Cell Module

Max Power Out: 675W

Max Efficiency: 21.73%

Power Tolerance: 0~+5W



### SMBB Technology

Better light trapping and current collection to improve module power output and reliability



### Reduced Hot Spot Loss

Optimized electrical design and lower operating current for reduced hot spot loss and better temperature coefficient.



### PID Resistance

Excellent Anti-PID performance guarantee via optimized mass-production process and materials control.



### Enhanced Mechanical Load

Certified to withstand: wind load (2400 Pascal) and snow load (5400 Pascal).



### Durability Against Extreme Environmental Conditions

High salt mist and ammonia resistance.

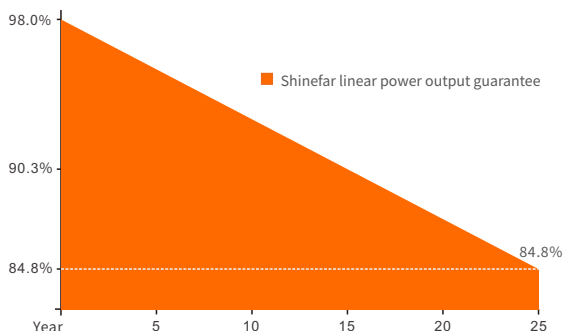


### High Energy Generation, Low LCOE

Low Pmax temp coefficient increases energy production

## Superior Warranty

- 15-year material & technology warranty
- 25-year linear power output warranty

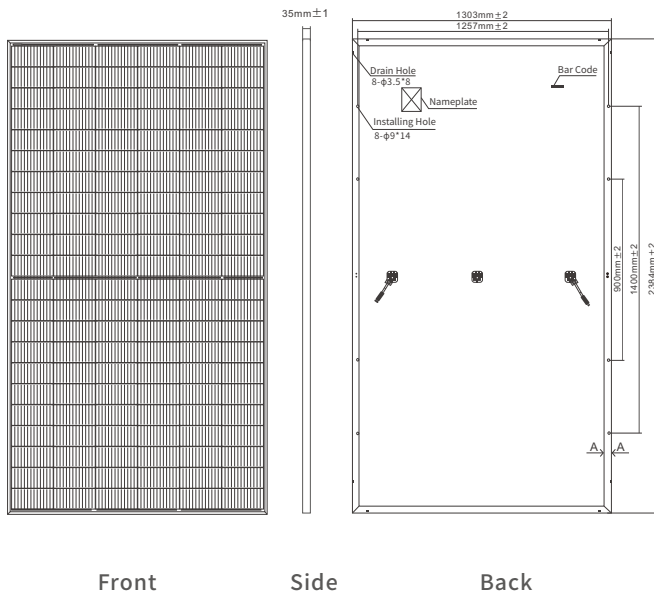


## Comprehensive Products and System Certificates

- IEC/EN61215-1:2021 & IEC/EN61215-2:2021
- IEC/EN61730-1:2016 & IEC/EN61730-2:2016
- UL61730-1:2017 & UL61730-2:2017
- UL61215-1:2017 & UL61215-2:2017
- IEC 61701:2020-Saltmist
- IEC 62716:2013-Ammonia
- IEC 62804:2020-PID
- IECEE Certificate Body (CB)
- UKCA:EN61730-2018
- ISO9001 & ISO14001 & ISO45001



## Engineering Drawings



## Structural Parameter

Dimensions of Module	2384×1303×35mm
Weight	33.8kg
Packing	31PCS/Pallet, 558PCS/40HQ
Glass	High Transparency Solar Glass 3.2mm
Backsheet	White
Frame	Anodized Aluminum Alloy & Custom Color Accepted
J-Box	IP68 Rated
Cable	4.0mm <sup>2</sup> , 300mm
Bypass Diodes	3PCS
Wind/ Snow Load	2400Pa/5400Pa
Connector	MC4 Compatible

## Electrical Specification

(STC: Irradiance 1000W/m<sup>2</sup>, Cell temperature 25°C, AM1.5G — NOCT: Irradiance 800W/m<sup>2</sup>, Ambient temperature 20°C, Wind speed 1m/s)

Module Type	SF-M21/132660		SF-M21/132665		SF-M21/132670		SF-M21/132675	
	STC	NOCT	STC	NOCT	STC	NOCT	STC	NOCT
Maximum Power (Pmax) [W]	660	500	665	503	670	507	675	511
Maximum Power Voltage (Vmp) [V]	37.80	35.27	38.00	35.45	38.20	35.64	38.40	35.83
Maximum Power Current (Imp) [A]	17.46	14.16	17.50	14.20	17.54	14.23	17.58	14.26
Open Circuit Voltage (Voc) [V]	45.70	43.05	45.90	43.24	46.10	43.43	46.30	43.61
Short Circuit Current (Isc) [A]	18.52	14.88	18.56	14.91	18.59	14.94	18.63	14.97
Module Efficiency [%]	21.25		21.41		21.57		21.73	
Cell Type [mm]	Mono 210±1.5×105±1.5, 132 Cells							
Operational Temperature [°C]	-40~+85°C							
Maximum System Voltage	1500V DC							
Max Series Fuse Rating	30A							

## Temperature Ratings

Nominal Operating Cell Temperature	45±2°C
Temperature Coefficient of Isc	+0.05%/°C
Temperature Coefficient of Voc	-0.25%/°C
Temperature Coefficient of Pmax	-0.35%/°C

## Curve Diagram

