


SF-M18/G132

510-525W

182×91mm cells 66



Bifacial Double Glass

N-TYPE Half-Cell Module

Max Power out: 525W

Max Efficiency: 22.11%

Power Tolerance: 0~+5W



SMBB Technology

Better light trapping and current collection to improve module power output and reliability



PID Resistance

Excellent Anti-PID performance guarantee via optimized mass-production process and materials control.



Durability Against Extreme Environmental Conditions

High salt mist and ammonia resistance.



Reduced Hot Spot Loss

Optimized electrical design and lower operating current for reduced hot spot loss and better temperature coefficient.



Enhanced Mechanical Load

Certified to withstand: wind load (2400 Pascal) and snow load (5400 Pascal).

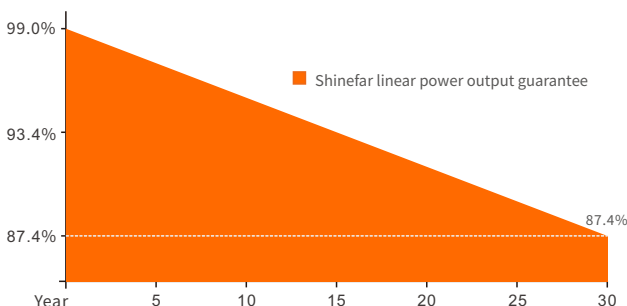


High energy generation, low LCOE

Low Pmax temp coefficient increases energy production

Superior Warranty

- 15-year material & technology warranty
- 30-year linear power output warranty

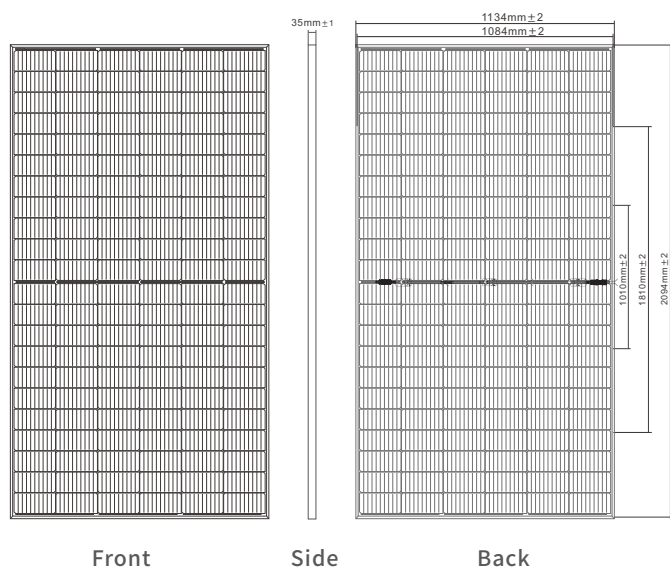


Comprehensive Products and System Certificates

- IEC/EN61215-1:2021 & IEC/EN61215-2:2021
- IEC/EN61730-1:2016 & IEC/EN61730-2:2016
- UL61730-1:2017 & UL61730-2:2017
- UL61215-1:2017 & UL61215-2:2017
- IEC 61701:2020-Saltmist
- IEC 62716:2013-Ammonia
- IEC 62804:2020-PID
- IECCE CertificateBody (CB)
- UKCA:EN61730-2018
- ISO9001 & ISO14001 & ISO45001



Engineering Drawings



Structural Parameter

Dimensions of Module	2094×1134×35mm
Weight	29.5kg
Packing	31/pallet, 682/40hq
Front Glass	High Transparency Solar Glass 2.0mm
Back Glass	Heat Strengthened Glass 2.0mm
Frame	Anodized aluminum alloy & Custom color accepted
J-Box	IP68 Rated
Cable	4.0mm ² , 300mm
Bypass Diodes	3pcs
Wind/ Snow Load	2400Pa/5400Pa
Connector	MC4 Compatible

Electrical Specification

(STC: Irradiance 1000W/m², cell temperature 25°C, AM1.5G — NOCT: Irradiance 800W/m², Ambient temperature 20°C, Wind speed 1m/s)

Module Type	SF-M18/G132510		SF-M18/G132515		SF-M18/G132520		SF-M18/G132525	
	STC	NOCT	STC	NOCT	STC	NOCT	STC	NOCT
Maximum Power (Pmax) [W]	510	381.99	515	385.74	520	389.48	525	393.23
Maximum Power Voltage (Vmp) [V]	38.43	35.93	38.58	36.07	38.73	36.21	38.88	36.35
Maximum Power Current (Imp) [A]	13.27	10.63	13.35	10.69	13.43	10.76	13.50	10.82
Open Circuit Voltage (Voc) [V]	45.96	42.97	46.11	43.11	46.26	43.25	46.41	43.39
Short Circuit Current (Isc) [A]	14.05	11.13	14.11	11.16	14.17	11.19	14.23	11.21
Module Efficiency [%]	21.48		21.69		21.90		22.11	
Cell Type [mm]	Mono 182×91, 132 cells							
Operational Temperature [°C]	-40~+85°C							
Maximum System Voltage	1500V DC							
Max Series Fuse Rating	25A							

Electrical characteristics with different power bin (reference to 10% Irradiance ratio)

Total Equivalent power (Pmax) [Wp]	561	567	572	578
Maximum Power Voltage (Vmp) [V]	38.43	38.58	38.73	38.88
Maximum Power Current (Imp) [A]	14.60	14.68	14.77	14.85
Open Circuit Voltage (Voc) [V]	45.96	46.11	46.26	46.41
Short Circuit Current (Isc) [A]	15.46	15.52	15.59	15.66
Irradiance ratio (rear/front)	10%			

Temperature Ratings

Nominal Operating Cell Temperature	45±2°C
Temperature Coefficient of Isc	+0.05%/°C
Temperature Coefficient of Voc	-0.23%/°C
Temperature Coefficient of Pmax	-0.30%/°C

Curve Diagram

