

SF-M18/108

430-445W

182±1.5×91±1.5mm

Cells 108

Monocrystalline

N-Type Half-Cell Module

Max Power Out: 445W

Max Efficiency: 22.79%

Power Tolerance: 0~+5W



SMBB Technology

Better light trapping and current collection to improve module power output and reliability



PID Resistance

Excellent Anti-PID performance guarantee via optimized mass-production process and materials control.



Durability Against Extreme Environmental Conditions

High salt mist and ammonia resistance.



Reduced Hot Spot Loss

Optimized electrical design and lower operating current for reduced hot spot loss and better temperature coefficient.



Enhanced Mechanical Load

Certified to withstand: wind load (2400 Pascal) and snow load (5400 Pascal).

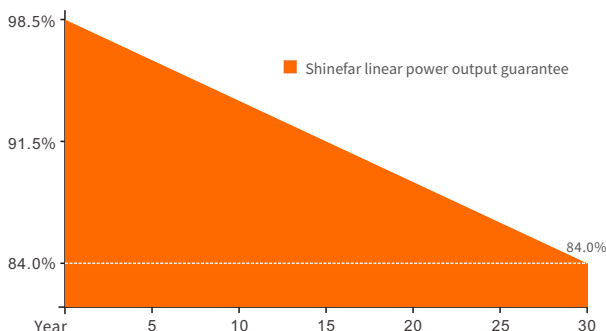


High Energy Generation, Low LCOE

Low Pmax temp coefficient increases energy production

Superior Warranty

- 15-year material & technology warranty
- 30-year linear power output warranty

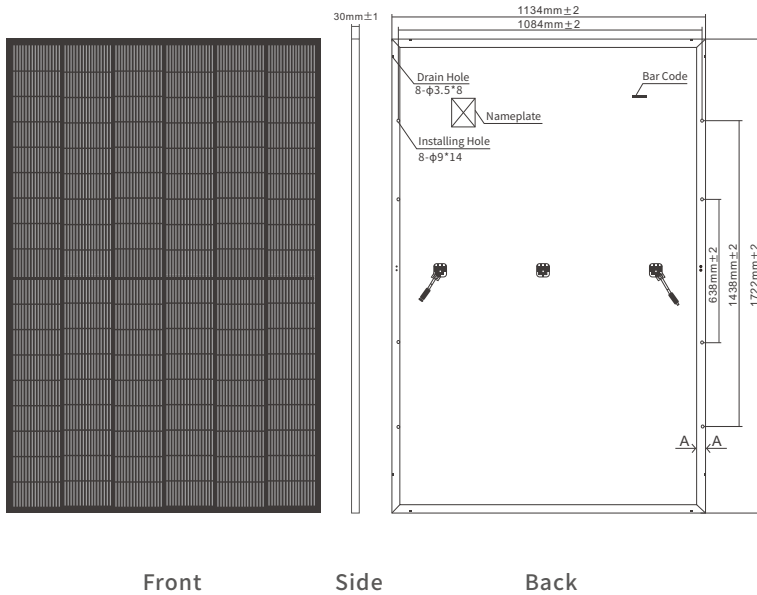


Comprehensive Products and System Certificates

- IEC/EN61215-1:2021 & IEC/EN61215-2:2021
- IEC/EN61730-1:2016 & IEC/EN61730-2:2016
- UL61730-1:2017 & UL61730-2:2017
- UL61215-1:2017 & UL61215-2:2017
- IEC 61701:2020-Saltmist
- IEC 62716:2013-Ammonia
- IEC 62804:2020-PID
- IECCE Certificate Body (CB)
- UKCA:EN61730-2018
- ISO9001 & ISO14001 & ISO45001



Engineering Drawings



Structural Parameter

Dimensions of Module	1722×1134×30mm
Weight	21.3kg
Packing	37PCS/Pallet, 962PCS/40HQ
Glass	High Transparency Solar Glass 3.2mm
Backsheet	Black
Frame	Black, Anodized Aluminium Alloy
J-Box	IP68 Rated
Cable	4.0mm ² , 300mm
Bypass Diodes	3PCS
Wind/ Snow Load	2400Pa/5400Pa
Connector	MC4 Compatible

Electrical Specification

(STC: Irradiance 1000W/m², Cell temperature 25°C, AM1.5G — NOCT: Irradiance 800W/m², Ambient temperature 20°C, Wind speed 1m/s)

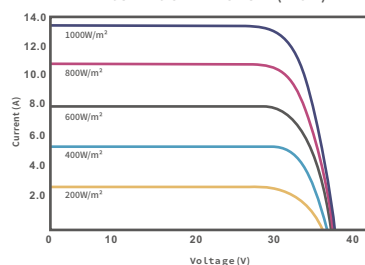
Module Type	SF-M18/108430		SF-M18/108435		SF-M18/108440		SF-M18/108445	
	STC	NOCT	STC	NOCT	STC	NOCT	STC	NOCT
Maximum Power (Pmax) [W]	430	319.06	435	322.77	440	326.48	445	330.19
Maximum Power Voltage (Vmp) [V]	32.03	29.79	32.20	29.95	32.37	30.10	32.54	30.26
Maximum Power Current (Imp) [A]	13.42	10.71	13.51	10.78	13.59	10.85	13.68	10.91
Open Circuit Voltage (Voc) [V]	37.61	34.98	37.70	35.06	37.79	35.14	37.88	35.23
Short Circuit Current (Isc) [A]	14.38	11.48	14.49	11.56	14.59	11.64	14.69	11.72
Module Efficiency [%]	22.02		22.28		22.53		22.79	
Cell Type [mm]	Mono 182±1.5×91±1.5, 108 Cells							
Operational Temperature [°C]	-40~+85°C							
Maximum System Voltage	1500V DC							
Max Series Fuse Rating	25A							

Temperature Ratings

Nominal Operating Cell Temperature	45±2°C
Temperature Coefficient of Isc	+0.05%/°C
Temperature Coefficient of Voc	-0.23%/°C
Temperature Coefficient of Pmax	-0.30%/°C

Curve Diagram

I-V CURVES OF PV MODULE (445W)



P-V CURVES OF PV MODULE (445W)

